

P·O·R·T·F·L·I·O

*que*

•

# C·N·T·E·N·T·S

Bio

PAGE

5

Projects:

7



8



10



14



16



22



24



0452 615 687  
sue\_chen@live.com.au  
www.suecheninteriordesign.com.au  
@suecheninteriordesign

你好!  
Salut!  
G'day!

“Art is not what you see, but  
what you make others see”

- Edgar Degas



B·I·



SUE CHEN

Bachelor of Interior Design (Commercial)  
Diploma of Interior Design and Decoration  
BCom (Accounting)  
Bachelor of Laws (LLB)

2020 SONA REPRESENTATIVE (TORRENS UNIVERSITY)

I am a client-service focused interior designer with six years experience with managing clients' needs in professional services. As a designer, I craft custom solutions for each client's needs, to help them bring their vision into reality.

I am professional, organised, creative and intuitive.

I also have a strong teaching and mentoring focus, with three years experience as a sessional tutor at the University of Queensland and a student mentor at Torrens University.

I love creating spaces that are inspiring, moving, and transcend cultural boundaries. I also speak a smattering of Mandarin and French and love to draw upon my travels as inspiration. I believe longevity is the key to sustainability. My passions are creating custom furniture, classic designs with a twist, hand sketching, and that certain 'je ne sais quoi'.

## DESIGN EXPERIENCE

- |             |  |
|-------------|--|
| 2020        | ANDREU WORLD DESIGN COMPETITION - PARTICIPANT  |
| 2019 - 2020 | STUDENT MENTOR - TORRENS UNIVERSITY (CURRENT)<br>Teaching / mentoring students with design software, including Sketchup, AutoCAD, Revit, InDesign, Photoshop, hand sketching, and rendering using VRay and Enscape.                            |
| 2019        | RETAIL DESIGN ASSISTANT (WORK EXPERIENCE)<br>I was a retail design assistant for Natalie Adams Design on a casual basis. Provided ad-hoc Revit drafting support as needed, rendering, assisted in site visits, and conducted design research.  |
| 2019        | MERCEDES BENZ DESIGN AWARD - PARTICIPANT   |
| 2018 - 2019 | PRIVATE SOFTWARE TUTORING<br>Provided private tutoring in design software, including Sketchup, AutoCAD, InDesign, Photoshop, and rendering using VRay and Enscape.   |
| 2017-2019   | COLLABORATIVE LIVE CLIENT BRIEFS<br>Commercial office design for Capital b (Bevan Slattery);<br>Hospitality design for Northshore Harbour Cafe (Megan Sharpe);<br>Floating school in Bangladesh design concept for Mr Milan Kovac (architect). |

Majorelle Gardens

Jardin Majorelle

On ~~est~~ resté dans Fes pour une nuit plus ~~et~~ avant  
aller au <sup>Rabat et</sup> Casablanca. Dans Rabat, nous  
avons rencontré avec un représentant de  
l'ambassade de l'Australie à la maison  
de l'ambassadrice. On a ~~discuté~~ <sup>parlé</sup> au  
sujet de nos tours de design, les relations  
économique entre l'Australie et Maroc,  
et la culture de Maroc. Après nous sommes  
allés au le kasbah des Oudaya pour  
des vues ~~spectacle~~ pittoresques sur  
l'Océan Atlantique.

Nous <sup>avons</sup> passé juste une nuit <sup>bref?</sup> court? dans  
Casablanca avant aller au marrakech  
pour cinq nuits.

Quand on arrive au marrakech, le  
reste de la journée est en l'honneur. Il y a des  
personnes qui aller au "quadbike", et les autres  
qui ont allé au hammam pour un massage  
marocain traditionnel. Moi, ~~ce jour-là~~  
j'étais trop fatiguée j'ai resté à l'hôtel  
à côté de la piscine et fait du design.

Le prochain matin, notre première visite  
était, bien sûr, les jardins Majorelle  
et le musée Yves St Laurent.

Le jardin était tellement tranquille et vif,  
avec les bleu riche et les jaunes brillant.

P · R ·  · J · E · C · T · S



Le Jardin Marrakech  
" 19/11  
22. 10-15min

P·U·B·L·I·S·H·I·N·G  
C·O·L·L·A·B·O·R·A·T·I·O·N



UNCOVERING MOROCCO: MATERIALS AND FINISHES

Book collaboration, with Nina Starkey and Michele Wake

This year, I was lucky enough to realise my dream of being published, and writing about my travels.

I collaborated on the book: "UNCOVERING MOROCCO: Materials and Finishes" (authors Nina Starkey and Michele Wake).

I designed book cover and layout, curated images, contributed photos, sketches, and my own words and voice to the book.



# S.I.D.E T.A.B.L.E

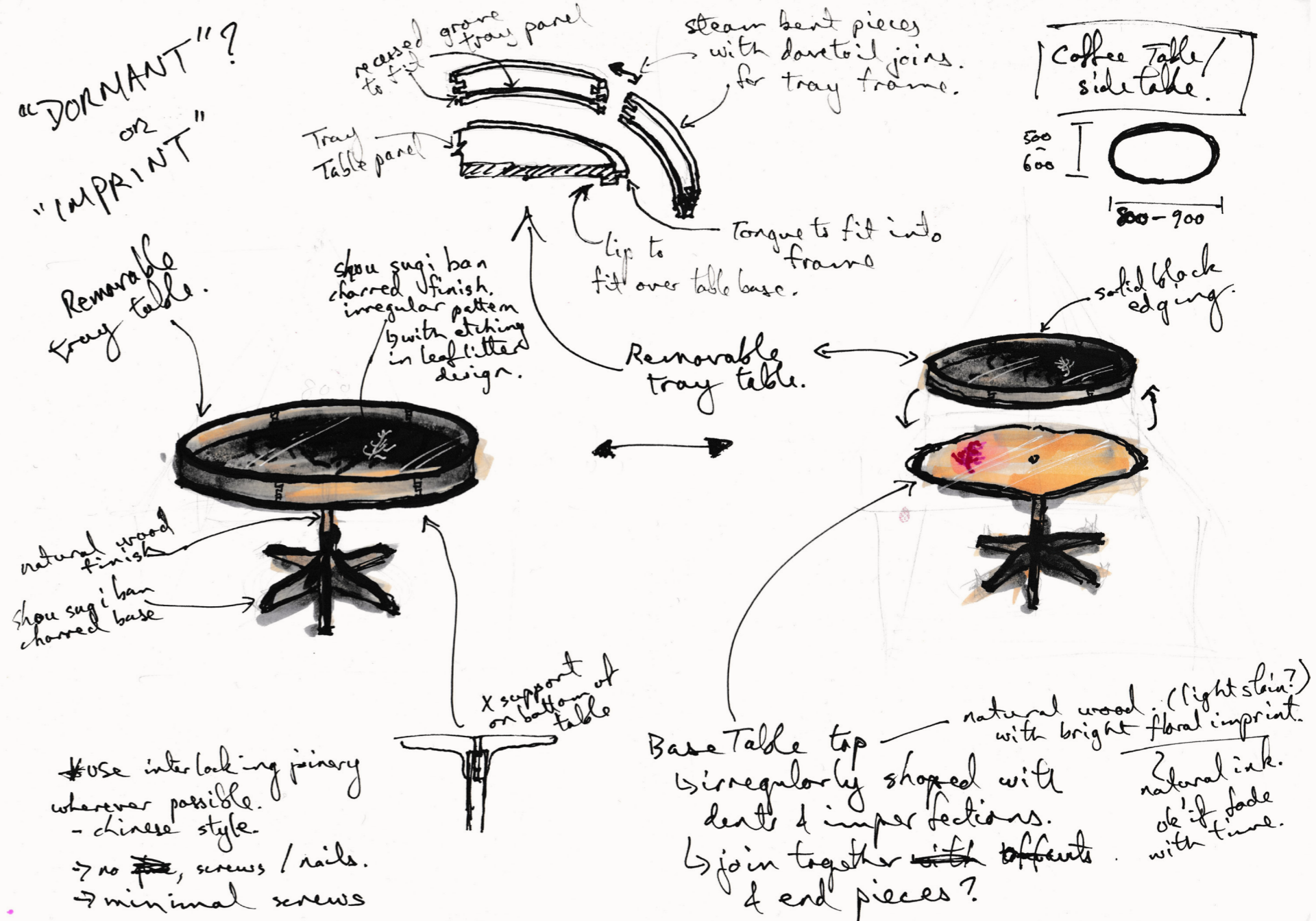
SINGED

2020 Andrew World Competition Entry - Auxiliary Table

This table is a unique blend of traditional Chinese interlocking joinery techniques, Japanese shou sugi ban, and the Australian native grevillea flower. Using time honoured craftsmen techniques, it is purely, simply, timber. Only sustainably sourced timber, and even reclaimed timber or offcuts, with no nails or screws, only natural oils, stains. The artful application of fire to 'singe' the outer layers for protection is a visual reminder that even charred wood serves a purpose.

In nature, life continues to find a way. After a bushfire, the Australian native landscape is renewed with diverse growth from the seeds lying dormant under the topsoil. So, under the charred tray table is a clean (or reclaimed) timber table top with the burned imprint of Australian native grevillea flower.

Assembled like a 3D jigsaw puzzle, using techniques that have stood the test of time, it can be disassembled and repaired endlessly. Longevity is the key to sustainability, and a reminder of the wonder of nature and why we must protect it.



Use interlocking joinery wherever possible.  
- chinese style.  
→ no glue, screws / nails.  
→ minimal screws

Physical prototype at 1:5 scale using balsa wood and timber dowels.

For a video of the model making process, head to <https://www.suecheninteriordesign.com.au/singed>



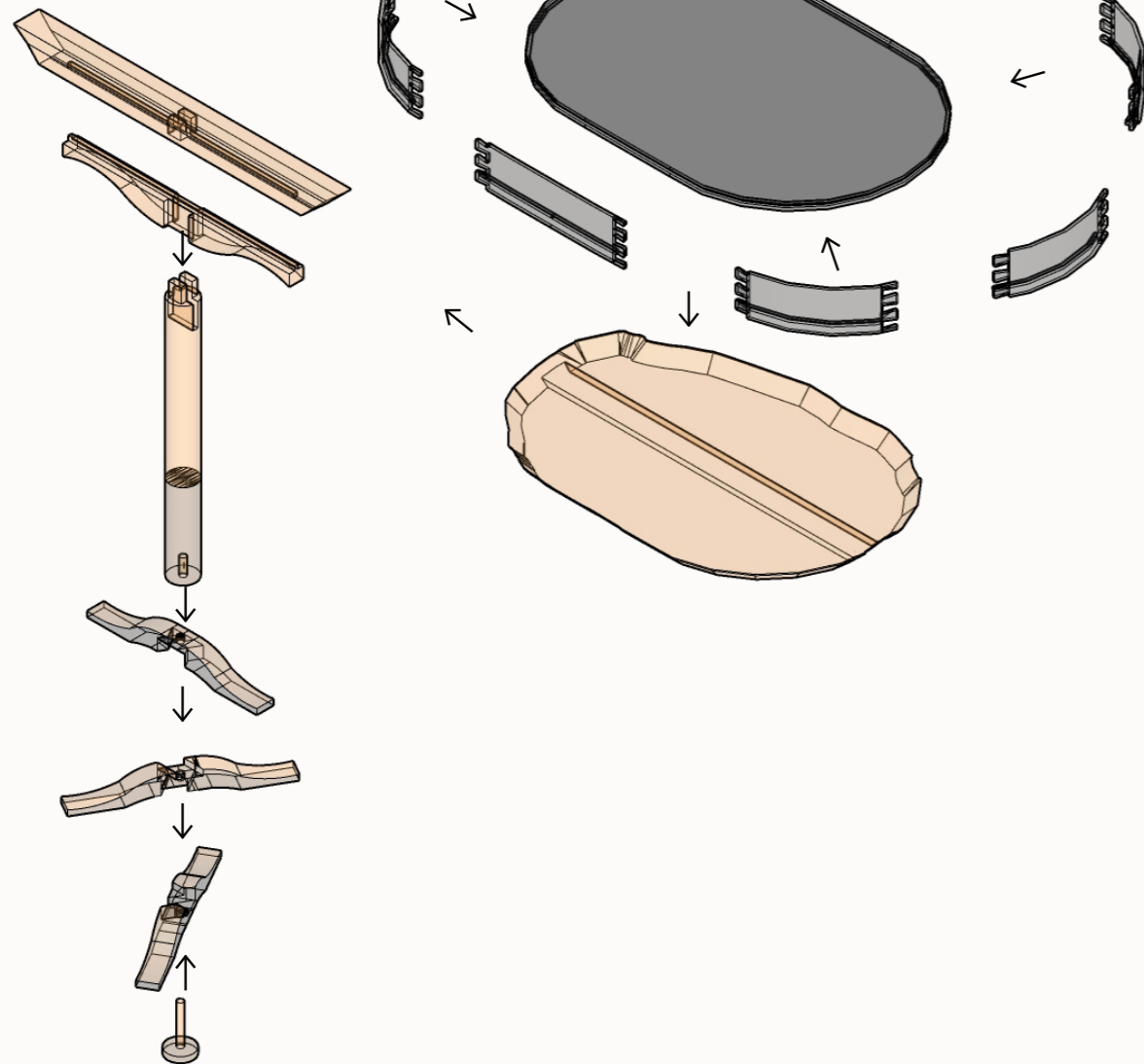


Table assembly: axonometric wireframe of deconstructed table.



Using shou sugi ban technique applied to varying degrees at strategic places, reclaimed wood and off-cuts, the table is assembled using ancient Chinese interlocking joinery techniques.

Top right: disassembled table pieces.  
 Right: materials board  
 Above: Sketchup render using Enscape



# H·O·S·P·I·T·A·L·I·T·Y D·E·S·I·G·N

## WILD CANARY BISTROT

2020 Student project

Site: Wild Canary Bistrot

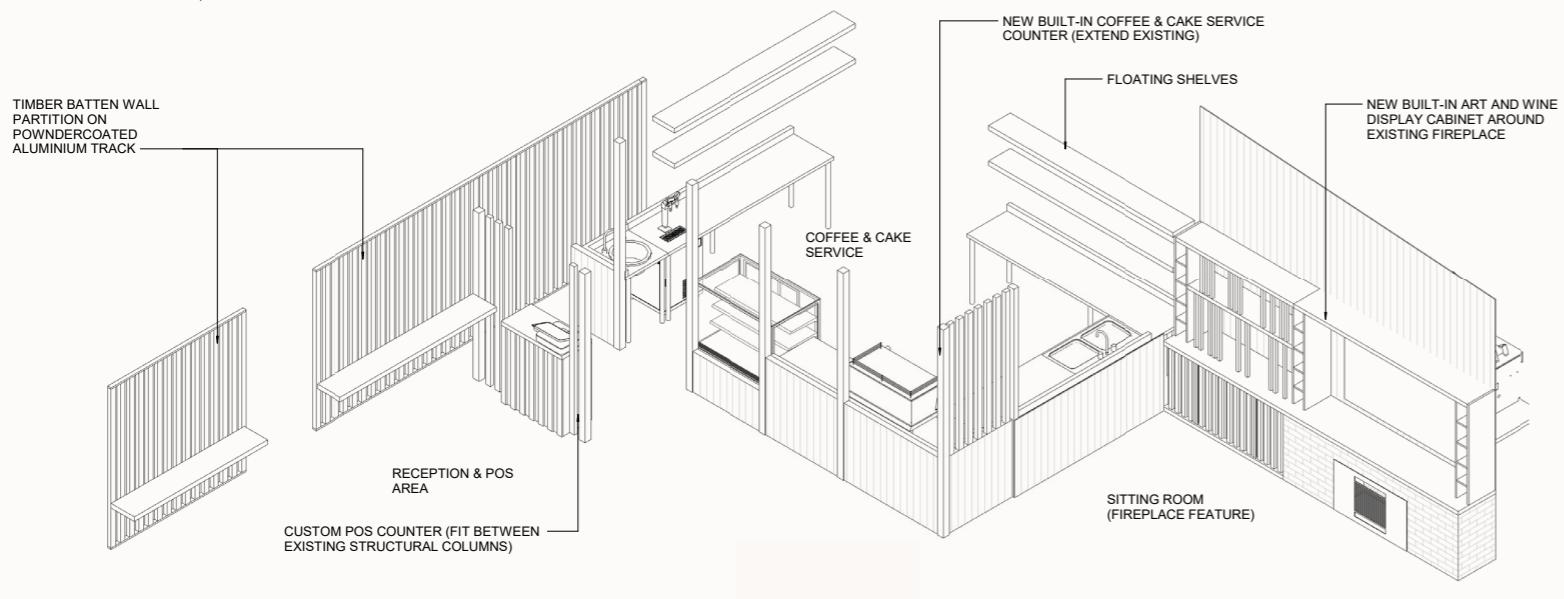
A contemporary secret garden, with a vibrant colour palette to complement the natural surrounds, set in a garden nursery.

With a variety of dining areas, featuring an outdoor pergola dining area with retractable roof, this site is perfect for all seasons.



Right: Renders: Revit with Enscape

Below: Isometric detail of joinery design for custom POS and coffee & cake servery





# E·S·C·A·P·E T·O L'·O·C·C·I·T·A·N·I·A

## RETAIL STORE RE-IMAGINING

2020 Student project

Site: Indooroopilly shopping centre  
Store: l'Occitane


Be transported to the markets of Provence, France, with the re-imagined l'Occitane store concept, "Escape to Occitania".

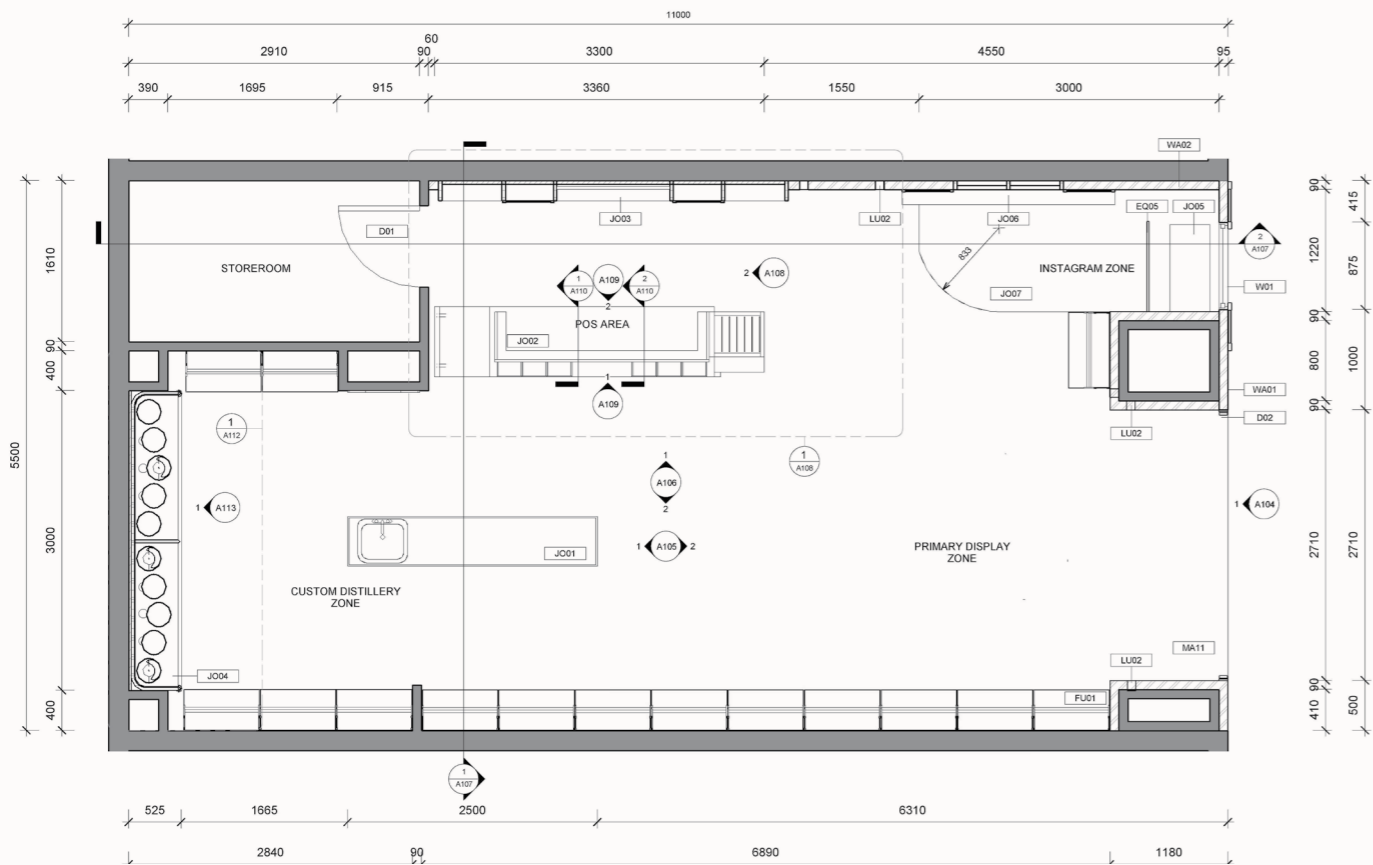
Shopping here is a multi-sensory experience with sights, sounds, smells and even tastes of the region, showing off the natural beauty of Provence, to complement and hero l'Occitane's gorgeous products.

Right: storefront concept sketch. Hand sketch with copics.  
Below: concept mood board  
Bottom right: rendered elevation. Revit with Photoshop.



The custom brick wall behind the POS cart resembles the storefront, to bring the outside in and evoke the memory of shopping at an open air French market, with the scent of lavender all around.





Above: computer render using Revit with Enscape, finished in Photoshop  
 Left: shop floor plan. Revit. Not shown to scale.

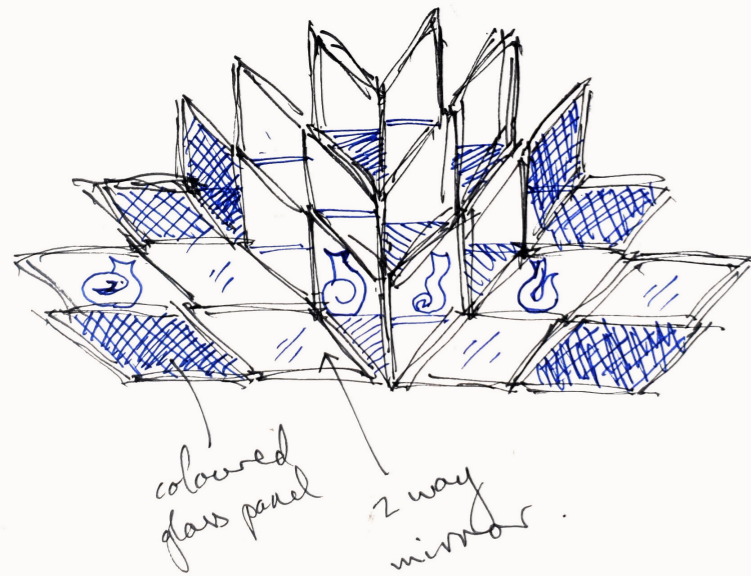
# C·O·L·O·R·S O·F W·I·N·E

## EXPO STALL DESIGN



RIEDEL handmade decanters


Decanting wine is all about improving your enjoyment of it - letting the wine breathe and enhancing the bouquet, texture, flavours and finish. Similarly, this stand will be a breath of fresh air in a busy convention floor.

The design uses sharp angular modular displays to contrast and highlight the organic curves of the hand crafted decanters. It has a variety of reflective surfaces and even a 2-way mirror to captivate your attention within the stand, and make the rest of the expo fade away.



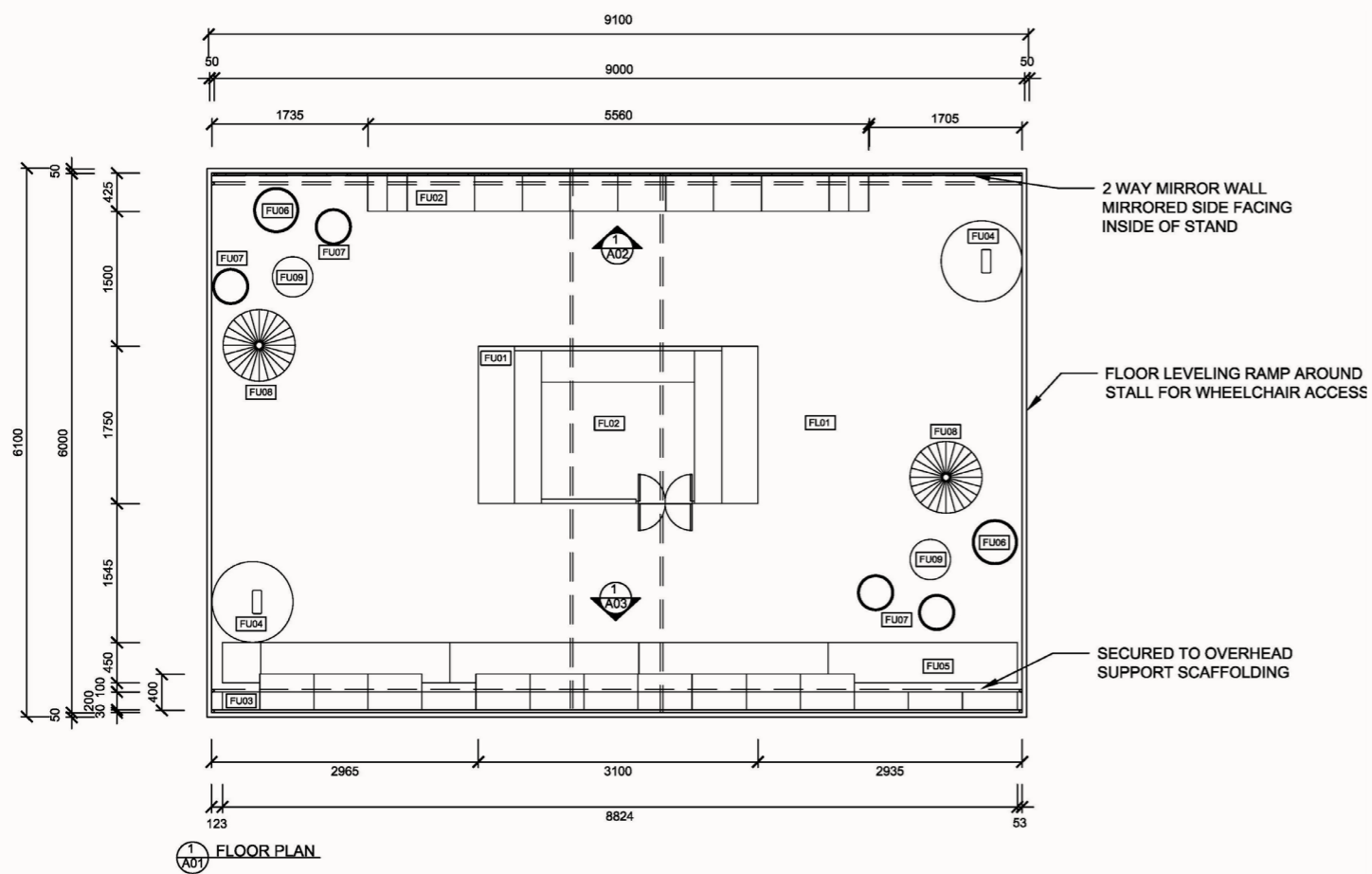
Above: concept development sketches,  
Below: physical model  
Below Right: materials board





Above: render using Sketchup and VRay

Below: floor plan (AutoCAD)



# [b] C·O·N·N·E·C·T·E·D

## COMMERCIAL OFFICE DESIGN


2019 Collaborative Live Brief

Client: Capital [b], Bevan Slattery

Site: Church St, Fortitude Valley

Collaborators: Brittany Kemp, Georgia Hando, and Dennis Tseng,  
in conjunction with Design & Co.

Below: hand rendered concept sketch of lobby  
Below & Right: hand rendered floor plans

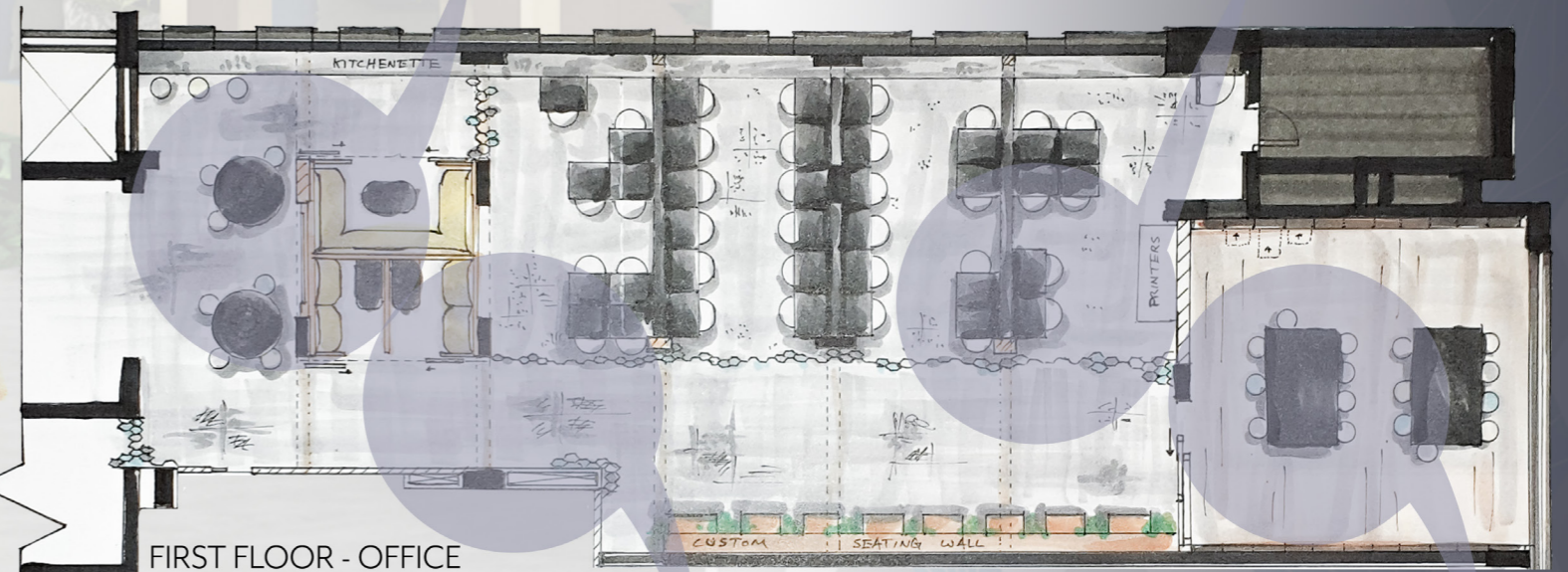


This commercial office concept is an interactive, flexible, modular workspace that allows you to stay connected with the freedom to make the space your own.

The lobby features interactive projector screens and a custom feature wall showing off Capital b's vast, diverse portfolio.

An office doesn't have to be boring. The design features custom sit/stand movable workstations, lots of greenery and natural tones contrasted with industrial colour palette.

My areas of responsibility consisted of the lobby and the level 1 office floor.



Above: renders using Sketchup with Enscape

# C·N·T·A·C·T M·E

To see more, head to my website below.

Phone: 0452 615 687

Email: [sue\\_chen@live.com.au](mailto:sue_chen@live.com.au)

Website: [www.suecheninteriordesign.com.au](http://www.suecheninteriordesign.com.au)

LinkedIn: [www.linkedin.com/in/suecheninteriordesign](http://www.linkedin.com/in/suecheninteriordesign)

Instagram: [www.instagram.com/suecheninteriordesign](http://www.instagram.com/suecheninteriordesign)

Le Jardin, Marrakech.

11/9/19

~~11/9/19~~ -30


SC



door within  
a door.

ALL SKETCHES, DRAWINGS, AND WORKS CONTAINED IN THIS DOCUMENT ARE NOT  
SHOW TO SCALE. DO NOT SCALE DRAWINGS. ARTIST IMPRESSIONS ONLY.

再见  
À bientôt  
Until next time

Sue Chen I·N·T·E·R·I·R D·E·S·I·G·N